


The Three Billy Goats Gruff

**** supervise your child during the activity as it may contain small parts ****



Get comfy snuggle up and share the story "The Three Billy Goats Gruff" with your child.

When three Billy goat brothers reach the bridge to the meadow, a slobbering troll blocks their path. The brothers are no fools – but how do you trick a troll?

Activity: Can you trip trap like the goats using claves?

claves are a percussion instrument consisting of a pair of short wooden sticks.

We are going to use two sticks as claves for this activity.

Bang the two sticks together to create the sound of the billy goats gruff hooves trip – trapping over the bridge.

Remember baby billy goat gruff is only small so his hooves would be quieter than his brothers' and the biggest billy goat gruff would have the loudest of them all!

See what other things you might have around your house to make the sound of the billy goats gruffs hooves. (e.g. pencils, hands tapping the table, wooden spoons, two plastic cups together)

Can you make the hooves sound so quiet that a troll wouldn't hear you?

Can you make them so loud that you might scare the troll away?

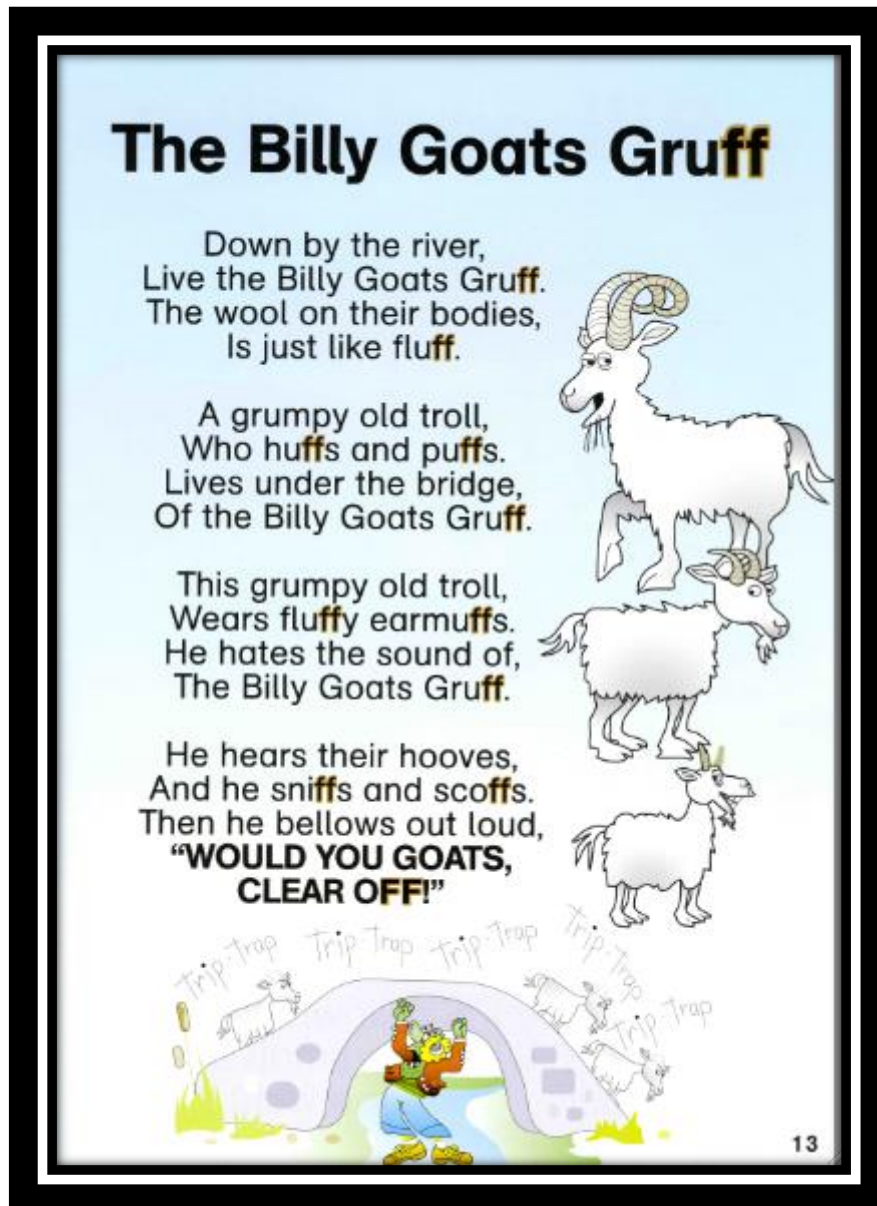
Read the story again, this time use what you can to make the sounds of the billy goats gruff as they trip-trap over the bridge.



Don't forget to post any photos of your child enjoying these activities on Twitter. Make sure to tag us in your posts!

@ChathamNursery

The Billy Goats Gruff rhyme



Activity:

Help your child cut out the characters

Can you put the goats in order of size? Smallest to biggest

Talk to your child about size, use words such as:

BIG, SMALL, MEDIUM, LARGE, BIGGEST, SMALLEST, BIGGER, SMALLER, HUGE. ENORMOUS. TINY


Now using the lolly ice sticks glue them to the back of the characters to make puppets to help tell the story as you read it.

Use positional language whilst reading the story. Using the puppets you have created encourage your child to:

- Put the troll UNDER the bridge
- Put the goat ON TOP of the bridge
- Walk the goat ACROSS the bridge

Activity: YouTube - Grumpy Goat by Brett Helquist

<https://www.youtube.com/watch?v=PwLLDwdtOOc>



Get comfy snuggle up and share the story of "Grumpy Goat" by Brett Helquist with your child.

He's cranky, he's hungry, and he's never had a friend.

He is making a terrible mess at Sunny Acres Farm, and the other animals just stay away.

He knocks over the pigs' trough, kicks down the garden fence, and eats everything in his path.

Until one special flower stops him in his tracks.

And once Goat opens his eyes, his heart is soon to follow.

See how stopping to smell the flowers really can change everything



Activity: Grow your own flower

Plant your own flower and watch it grow.

Using the soil provided put it into the plastic cup and pat it down.

Stick your finger into the middle of the soil so that it makes a hole

Put the sunflower seed into the hole and cover it with soil

Water the soil and leave the plant pot where it will get some sun such as a window ledge.

Remember to water your plant regularly don't let the soil dry out, Keep the soil moist but not soaking wet.

Watch your seed grow into a beautiful sunflower.

How tall will yours grow?



Don't forget to post any photos of your child enjoying these activities on Twitter. Make sure to tag us in your posts!

@ChathamNursery